

ORACLE[®]

PRIMAVERA

New Features in Primavera Analytics 15.2

COPYRIGHT & TRADEMARKS

Copyright © 2015, Oracle and/or its affiliates. All rights reserved.

Oracle is a registered trademark of Oracle Corporation and/or its affiliates. Other names may be trademarks of their respective owners.

This software and related documentation are provided under a license agreement containing restrictions on use and disclosure and are protected by intellectual property laws. Except as expressly permitted in your license agreement or allowed by law, you may not use, copy, reproduce, translate, broadcast, modify, license, transmit, distribute, exhibit, perform, publish or display any part, in any form, or by any means. Reverse engineering, disassembly, or decompilation of this software, unless required by law for interoperability, is prohibited.

The information contained herein is subject to change without notice and is not warranted to be error-free. If you find any errors, please report them to us in writing.

If this software or related documentation is delivered to the U.S. Government or anyone licensing it on behalf of the U.S. Government, the following notice is applicable:

U.S. GOVERNMENT RIGHTS

Programs, software, databases, and related documentation and technical data delivered to U.S. Government customers are “commercial computer software” or “commercial technical data” pursuant to the applicable Federal Acquisition Regulation and agency-specific supplemental regulations. As such, the use, duplication, disclosure, modification, and adaptation shall be subject to the restrictions and license terms set forth in the applicable Government contract, and, to the extent applicable by the terms of the Government contract, the additional rights set forth in FAR 52.227-19, Commercial Computer Software License (December 2007). Oracle USA, Inc., 500 Oracle Parkway, Redwood City, CA 94065.

This software is developed for general use in a variety of information management applications. It is not developed or intended for use in any inherently dangerous applications, including applications which may create a risk of personal injury. If you use this software in dangerous applications, then you shall be responsible to take all appropriate fail-safe, backup, redundancy and other measures to ensure the safe use of this software. Oracle Corporation and its affiliates disclaim any liability for any damages caused by use of this software in dangerous applications.

This software and documentation may provide access to or information on content, products and services from third parties. Oracle Corporation and its affiliates are not responsible for and expressly disclaim all warranties of any kind with respect to third party content, products and services. Oracle Corporation and its affiliates will not be responsible for any loss, costs, or damages incurred due to your access to or use of third party content, products or services.

NOTE: Duplication or distribution of this document without written permission from Oracle Corp. is prohibited.

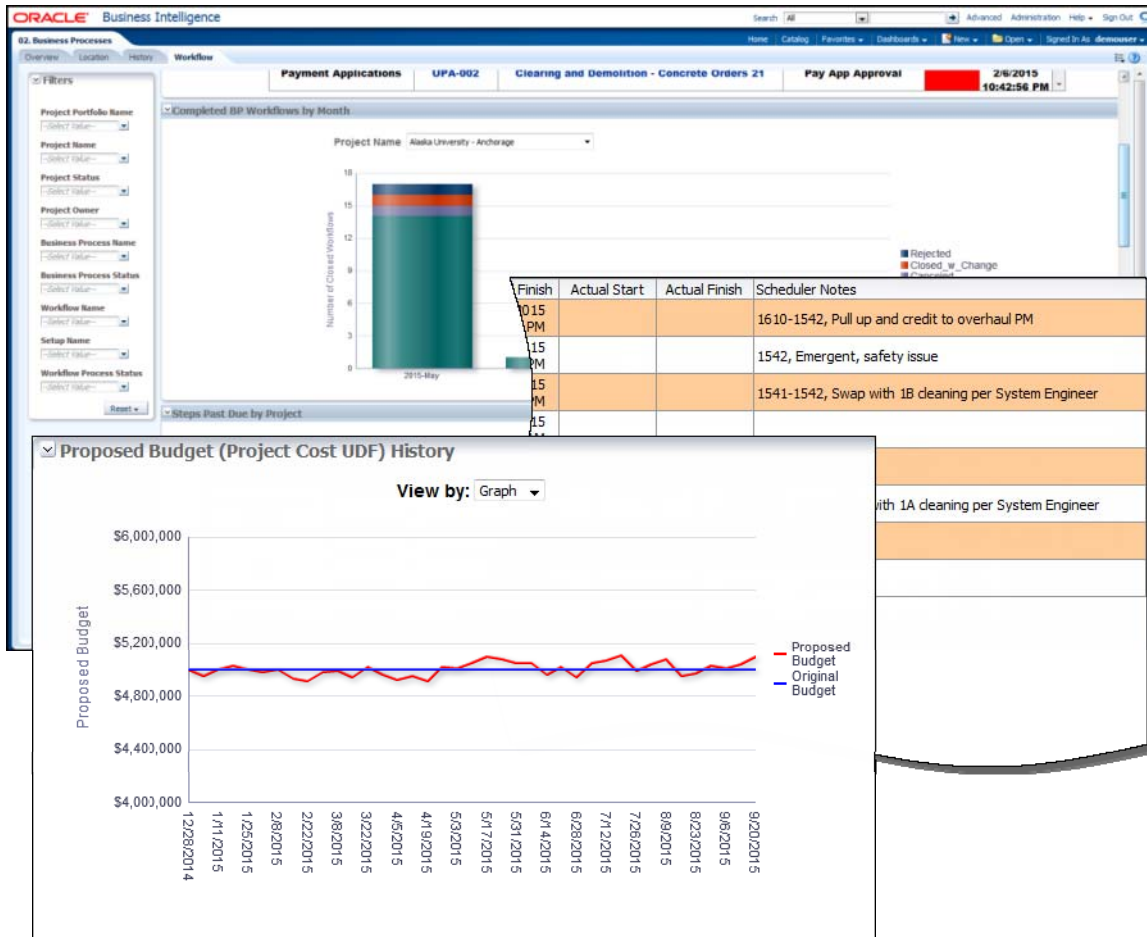
CONTENTS

- New Features in Primavera Analytics 15.2.....1**
- Notebook Topics2
- Historic Trend Analysis on UDFs3
- Business Process Workflow Analytics.....4
- P6 Summary Sheet Analytics5
- Additional Enhancements.....6

New Features in Primavera Analytics 15.2

New features include:

- Notebook topics
- Historic trend analysis on UDFs
- Business process workflow analytics
- Summary sheet analytics
- Automatic association of vendors and related business processes
- Conformed dimensions



Notebook Topics

Notebook topic details can now be viewed directly in Primavera Analytics, making it possible to add important context to the P6 data displayed in dashboards and analyses. Project, EPS, WBS, and Activity Notebook Topics are supported.

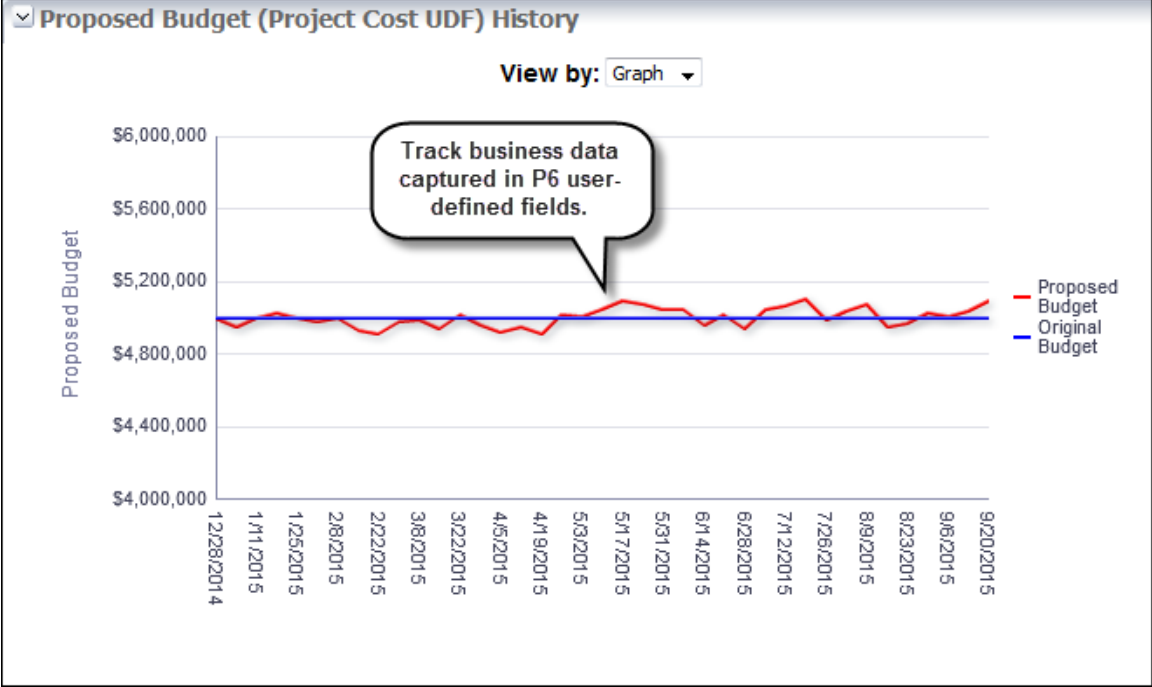
Finish	Actual Start	Actual Finish	Scheduler Notes
10/15/2015 12:00 PM			1610-1542, Pull up and credit to overhaul PM
10/15/2015 12:15 PM			1542, Emergent, safety issue
10/15/2015 12:15 PM			1541-1542, Swap with 1B cleaning per System Engineer
10/15/2015 12:15 PM			
10/15/2015 12:30 PM			
10/20/2015 12:00 PM			1542-1541, Swap with 1A cleaning per System Engineer
10/20/2015 12:00 AM			
10/16/2015 12:00:00 PM			

View Notebook Topic details directly in Primavera Analytics 15.2.

To access this feature: Select the appropriate Notebooks Topics name and text columns when creating an analysis.

Historic Trend Analysis on UDFs

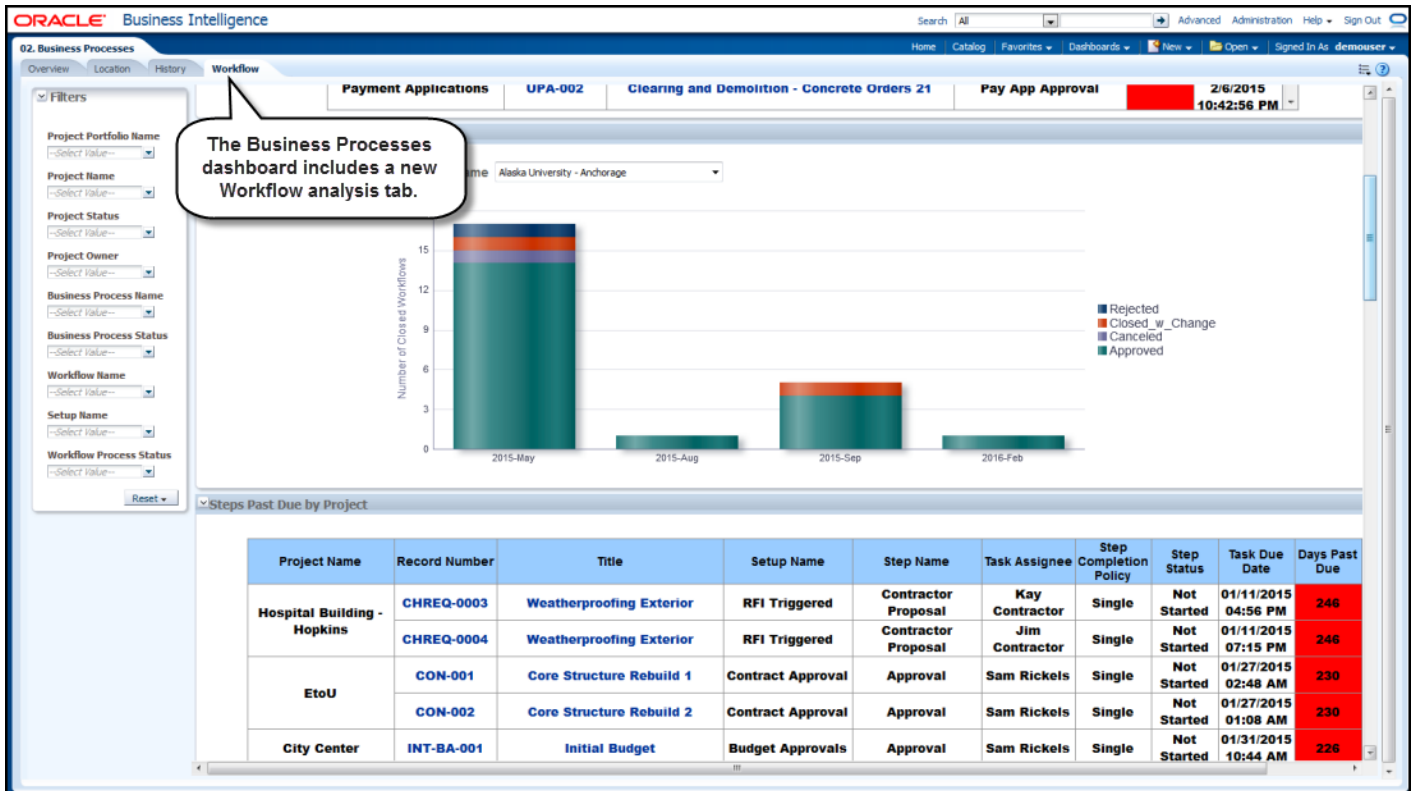
Track business data captured in Primavera P6 user-defined fields (UDFs) to gain valuable insight into history and trends. New historical subject areas in Analytics 15.2 support cost, integer, and number UDFs for activity, project, resource, resource assignment, and WBS.



To access this feature: Select the appropriate History Facts columns when creating an analysis.

Business Process Workflow Analytics

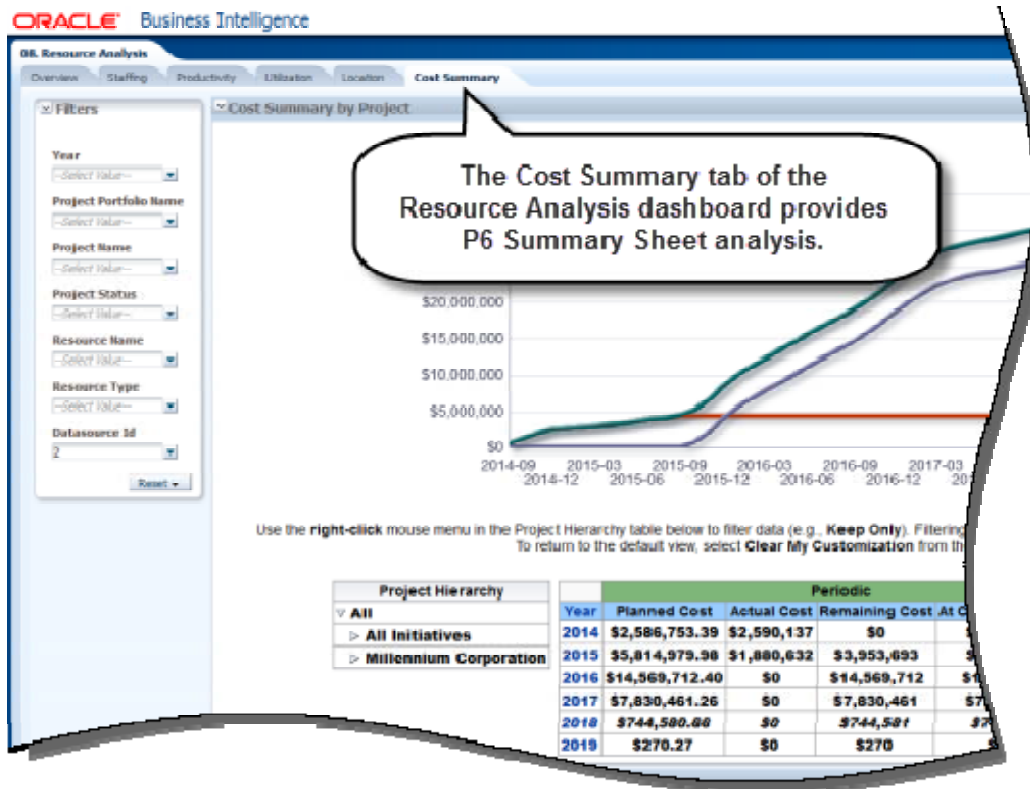
A new preconfigured Workflow tab on the Business Processes dashboard provides insight into workflow productivity to help you pinpoint issues and bottlenecks. Compare planned and actual durations to identify divergence between business process planning and execution. View past due workflows and then drill down for the details, including the resources involved.



To access this feature: On the Business Processes dashboard, click the Workflow tab.

P6 Summary Sheet Analytics

You can now analyze resource data coming from Unifier's P6 Summary Sheets. Aggregate to any level in the project hierarchy or Cost Breakdown Structure and drill down to daily metrics. Compare the current project summary sheet to baselines to assess and understand changes.



Additional Enhancements

Expanded Insight for Project Shells and Business Processes: Primavera Analytics 15.2 supports more than 100 new data elements on project shells and business processes to enable broader understanding and deeper analysis capabilities. The new data elements are Primavera Unifier user-defined fields (UDFs) that can now be captured in the ETL process. You can choose which data elements map into Primavera Analytics.

Vendor and Business Processes: Relevant business processes are now automatically associated with the assigned vendor, enabling you to more easily analyze vendor data and trends.

Supporting Conformed Dimensions with P6 and Unifier: Combine schedule data from P6 and cost data from Unifier in the same analysis or dashboard by leveraging conformed dimensions. Conformed dimensions have the same meaning for every fact to which they relate, allowing facts to be categorized and described in the same way across multiple facts or data tables. Facts that share the same conformed dimensions -- even facts from different Primavera Analytics subject areas -- can be combined in the same analysis or dashboard. Support for conformed dimensions includes Project ID, Project Name, Portfolio, and more.

The analysis below combines actuals data from the Primavera Activity (P6) subject area with baseline data from the Primavera Cost Sheet (Unifier) subject area.

			P6 EPPM		UNIFIER		
Project Id	Project Name	Date Hierarchy	Actual Total Cost	At Completion Total Cost	Initial Baseline	Current Baseline	Forecast
EC00610	Harbour Pointe Assisted Living Center	∇ Total	\$895,554	\$4,477,050	\$3,240,000	\$4,063,335	\$4,371,796
		▷ 2014	\$518,027	\$518,027	\$2,006,667	\$1,983,752	\$1,884,565
		▷ 2015	\$377,526	\$1,075,656	\$1,113,333	\$1,788,252	\$2,103,064
		▷ 2016		\$2,351,899	\$120,000	\$291,331	\$374,167
		▷ 2017		\$531,468	\$0	\$0	\$10,000

[Return](#) - [Create Bookmark Link](#)